

# MC5x/MC6x Technical Accessory Guide



NOTE: MC67ND (dual carrier) discontinued 1/2018 - PMB 3001  
 MC55A0 discontinued 8/2017 - PMB 2960  
 MC55N0 discontinued 5/2017 - PMB 2960  
 MC65 discontinued 6/2015  
 MC55 discontinued 4/2011







Does not include MC50 accessories. See separate guide for MC50 accessories






NOTE: This document is only for general reference. Solution Builder and related PMBs should be used for product availability, pricing, and final solution selection.

\* Zebra does not endorse or specifically recommend any **third-party products, accessories, or hardware**. ZEBRA DISCLAIMS ANY AND ALL LIABILITY, INCLUDING ANY EXPRESS OR IMPLIED WARRANTIES, WHETHER ORAL OR WRITTEN, FOR SUCH THIRD PARTY PRODUCTS, ACCESSORIES, OR HARDWARE. THE CUSTOMER ACKNOWLEDGES THAT NO REPRESENTATION HAS BEEN MADE BY ZEBRA AS TO THE FITNESS OF THE THIRD-PARTY PRODUCTS, ACCESSORIES, OR HARDWARE FOR THE CUSTOMER'S INTENDED PURPOSE.

## Cradles/Charging








Part Number	Picture	Description	Notes	Required Items
CRD-MC5X-RCHG1		Single Slot Cradle	<ul style="list-style-type: none"> <li>▶Cradle provides additional stability for devices with RFID Sled (RFD5500) to be docked in cradle.</li> <li>▶Provides USB support (no Serial/RS232)</li> <li>▶Supports terminal and spare battery charging (1X or 2X)</li> <li>▶LED notification of spare battery charging status.</li> </ul>	<ul style="list-style-type: none"> <li>▶Power Supply (PWR-BGA12V50W0WW and CBL-DC-388A1-01)</li> <li>▶AC Line Cord (23844-00-00R).</li> <li>▶Also requires 25-68596-01R for host communication.</li> </ul>
CRD5500-100UES		Single Slot Cradle Kit	<ul style="list-style-type: none"> <li>▶Provides USB support (no Serial/RS232)</li> <li>▶Supports terminal and spare battery charging (1 to 2.5X)</li> <li>▶LED notification of spare battery charging status.</li> <li>▶Includes PWR-BGA12V50W0WW, CBL-DC-388A1-01R and 23844-00-00R. As of 6/2014 will now use CRD-MC5X-RCHG1.</li> <li>▶Energy Star Compliant</li> </ul>	25-68596-01R for host communication.
CRD5500-101UES		Single Slot Cradle Kit	<ul style="list-style-type: none"> <li>▶Provides USB support (no Serial/RS232)</li> <li>▶Supports terminal and spare battery charging (1 to 2.5X)</li> <li>▶LED notification of spare battery charging status.</li> <li>▶Includes PWR-BGA12V50W0WW and CBL-DC-388A1-01R. As of 6/2014 will now use CRD-MC5X-RCHG1.</li> <li>▶Kit usually order by International customers</li> <li>▶Energy Star Compliant</li> </ul>	23844-00-00R, 25-68596-01R for host communication.

<p>CRD5501-1000XR</p>		<p>Single Slot Ethernet/Modem Cradle</p>	<ul style="list-style-type: none"> <li>▶Provides Ethernet or Modem support using toggle switch on bottom of cradle</li> <li>▶Includes Ethernet patch cable and telephone patch cable.</li> <li>▶Also provides USB support (no Serial/RS232)</li> <li>▶Supports terminal and spare battery charging (1X or 2X)</li> <li>▶LED lights on front of cradle provide notification of spare battery charging status and Modem/Ethernet activity.</li> <li>▶LED lights on rear of cradle provide notification of Ethernet speed and link/activity.</li> <li>▶Requires modem driver and country configurator utility to be installed on device (available on support website)</li> <li>▶MC67 Android will not support modem, only USB and Ethernet.</li> </ul>	<ul style="list-style-type: none"> <li>▶Power Supply (PWR-BGA12V50W0WWW and CBL-DC-388A1-01)</li> <li>▶AC Line Cord (23844-00-00R).</li> <li>▶Also requires 25-68596-01R for ActiveSync host communication.</li> </ul>
<p>PSCMC67UE (3rd party) *</p> <p><a href="http://www.portsmith.com">http://www.portsmith.com</a></p>		<p>Portsmith Single Slot USB/Ethernet Cradle</p> 	<ul style="list-style-type: none"> <li>▶Cradle communicates with the terminal via USB .</li> <li>▶Connects to the LAN via a 10/100 mbps Ethernet connection.</li> <li>▶Cradle accommodates terminals equipped with standard or extended batteries.</li> <li>▶Also includes spare battery charging and supports both standard and extended capacity batteries.</li> <li>▶Includes a USB port (mini-A/B) allowing direct connectivity to a host computer or other USB peripherals.</li> <li>▶PSCK-MC67UE Kit includes Cradle, Power Supply, USB Cable, Ethernet Cable, US AC Line Cord.</li> </ul>	<p>Portsmith Power Supply #190362-000LF or 190362-002LC</p>
<p>CRD5501-4000CR</p>		<p>4-Slot Charge Only Cradle</p>		<ul style="list-style-type: none"> <li>▶DC Line Cord (CBL-DC-382A1-01) and Power Supply (PWR-BGA12V108W0WWW)</li> <li>▶AC Line Cord (23844-00-00R)</li> </ul>
<p>CRD5501-401CES</p>		<p>4-Slot Charge Only Cradle Kit</p>	<ul style="list-style-type: none"> <li>▶Charges 4 terminals</li> <li>▶Does <u>not</u> charge spare batteries.</li> <li>▶Includes DC Line Cord (CBL-DC-382A1-01) and Power Supply (PWR-BGA12V108W0WWW)</li> <li>▶Energy Star Compliant</li> </ul>	<p>23844-00-00R</p>
<p>215593 (3rd party) *</p> <p><a href="http://www.proclipusa.com/category/zebra">http://www.proclipusa.com/category/zebra</a></p>		<p>4-Slot Charge Only Cradle Kit</p>	<ul style="list-style-type: none"> <li>▶Charges 4 terminals</li> <li>▶Does not charge spare batteries.</li> <li>▶Includes power supply and worldwide AC line cords</li> </ul>	








<p>PSP5MC67-01 (3rd party) *</p> <p><a href="http://www.portsmith.com">http://www.portsmith.com</a></p>		<p>Portsmith 5-Slot Charge-Only Dock</p>	<ul style="list-style-type: none"> <li>▶Charges five devices per module from a single power supply.</li> <li>▶Durable rugged ABS cradle materials</li> <li>▶Precision alignment of the handheld into the cradle</li> <li>▶One handed insertion and removable</li> <li>▶Safe and regulated power at each cup - 5VDC 2A delivered to each slot</li> <li>▶Powder-coated steel chassis</li> <li>▶Better space efficiency compared to five individual charging docks</li> <li>▶Dimensions: 23" wide, 5" deep, 7" tall</li> <li>▶Includes power supply and line cord for use in North America.</li> </ul>	
<p>PSP4MC67-02 (3rd party) *</p> <p><a href="http://www.portsmith.com">http://www.portsmith.com</a></p>		<p>Portsmith 4-Slot Charge-Only Dock - for Rack Mounting</p>	<ul style="list-style-type: none"> <li>▶Charges four devices per rack module from a single power supply.</li> <li>▶Durable rugged ABS cradle materials</li> <li>▶Precision alignment of the handheld into the cradle</li> <li>▶One handed insertion and removable</li> <li>▶Safe and regulated power at each cup - 5VDC 2A delivered to each slot</li> <li>▶Powder-coated steel chassis</li> <li>▶Mounts in any industry standard server or wall mount rack</li> <li>▶6U or 10.5 inches tall</li> <li>▶Includes power supply and line cord for use in North America.</li> </ul>	
<p>CRD5501-4000ER</p>		<p>4-Slot Ethernet/Charging Cradle</p>	<ul style="list-style-type: none"> <li>▶Allows speeds up to 1 Gb</li> <li>▶Uses less power than CRD5500-4000ER with IEEE 802.3az, "EEE" (Energy Efficient Ethernet)</li> <li>▶Charges 4 terminals</li> <li>▶Does <b>not</b> charge spare batteries.</li> <li>▶Ethernet connectivity to host</li> <li>▶Ethernet daisy chain support</li> <li>▶USB Host connection to MC55/65</li> <li>▶Requires additional driver from support website.</li> </ul>	<ul style="list-style-type: none"> <li>▶DC Line Cord (CBL-DC-382A1-01) and Power Supply (PWR-BGA12V108W0WWW)</li> <li>▶AC Line Cord (23844-00-00R)</li> </ul>
<p>CRD5501-401EES</p>		<p>4-Slot Ethernet/Charging Cradle Kit</p>	<ul style="list-style-type: none"> <li>▶Allows speeds up to 1 Gb</li> <li>▶Charges 4 terminals</li> <li>▶Does not charge spare batteries.</li> <li>▶Ethernet connectivity to host</li> <li>▶Ethernet daisy chain support</li> <li>▶USB Host connection to MC55/65</li> <li>▶Includes DC Line Cord (CBL-DC-382A1-01) and Power Supply (PWR-BGA12V108W0WWW)</li> <li>▶Uses less power than CRD5500-4000ER with IEEE 802.3az, "EEE" (Energy Efficient Ethernet)</li> <li>▶Requires additional driver from support website.</li> </ul>	<p>AC Line Cord (23844-00-00R).</p>
<p>KT-136648-01R</p>		<p>Wall Mount Bracket for 4-Slot Cradles</p>	<ul style="list-style-type: none"> <li>▶Allows cradle to be mounted on a wall.</li> <li>▶Replaces 8710-050006-01R. Updated design allows additional wall clearance when using CRD3000-4000 cradle and gun version of device.</li> </ul>	<p>CRD5500-4000ER or CRD5500-4000CR</p>

KT-132400-01R		19" Rack Mount Bracket	<ul style="list-style-type: none"> <li>▶ Enables mounting of one 4-Slot Cradle (CRD5500-4000ER or CRD5500-4000CR) to a standard network rack.</li> <li>▶ Cradle must first be mounted to Wall Mount Bracket which then attaches to Rack Mount Bracket.</li> <li>▶ Bracket hides Power Supply and DC Line Cord</li> </ul>	Wall Mount Bracket (KT-136648-01R)
VCD5500-1201R		Vehicle Cradle	<ul style="list-style-type: none"> <li>▶ Works with 1X or 2X batteries</li> <li>▶ Does NOT charge spare batteries</li> <li>▶ Does not provide any ports for connecting peripherals.</li> <li>▶ Redesigned to eliminate the slight possibility of the cradle catching on the keyboard overlay after repeated insertions and loosening it. The lower housing has been moved down a few millimeters to eliminate any possibility of interfering with the keyboard overlay</li> </ul>	<p><b>Cradle Power Supply cable</b> 25-128973-01R (straight cable) or 25-128974-01R (right angle cable)</p> <p>Requires integrator/installer to provide a means to mount the cradle in the vehicle.</p>
VCD5500-1001R		Vehicle Cradle kit	<ul style="list-style-type: none"> <li>▶ Includes power wiring harness from cradle to vehicle.</li> <li>▶ Works with 1X or 2X batteries</li> <li>▶ Does NOT charge spare batteries</li> <li>▶ Does not provide any ports for connecting peripherals.</li> <li>▶ Redesigned to eliminate the slight possibility of the cradle catching on the keyboard overlay after repeated insertions and loosening it. The lower housing has been moved down a few millimeters to eliminate any possibility of interfering with the keyboard overlay</li> </ul>	Requires integrator/installer to provide a means to mount the cradle in the vehicle.
25-128973-01R		Vehicle Cradle Power supply cable (straight)	<ul style="list-style-type: none"> <li>▶ Cable is more rugged than predecessor cable (25-61987-01R)</li> </ul>	
25-128974-01R		Vehicle Cradle Power supply cable (90° bend)	<ul style="list-style-type: none"> <li>▶ Cable has 90° bend at vehicle cradle connector end for tighter vehicle installations</li> </ul>	

VCH5500-1000R		Vehicle Holder	<ul style="list-style-type: none"> <li>▶ Suction mounts to vehicle's windshield or other smooth surface</li> <li>▶ Works with 1X or 2X batteries</li> </ul>	VCA5500-12R to charge MC55 while in the holder.
VCH5500-111R		Vehicle Holder Kit	<ul style="list-style-type: none"> <li>▶ Suction mounts to vehicle's windshield or other smooth surface</li> <li>▶ Works with 1X or 2X batteries</li> <li>▶ Includes VCA5500-01R Auto Charge cable</li> </ul>	
RAM-HOL-SYM3PU (3rd party) * <a href="http://www.ram-mount.com">http://www.ram-mount.com</a>		Vehicle Cradle	<ul style="list-style-type: none"> <li>▶ Accepts between 12-28 Volt DC Input.</li> <li>▶ USB connection included</li> <li>▶ Two externally mounted stylus</li> <li>▶ Cradle can be mounted in a different environments using additional bracket options available on website.</li> </ul>	
TIS Multicradle (3rd party) * <a href="http://www.tis-gmbh.de/en/">http://www.tis-gmbh.de/en/</a>		TIS Multi-Cradle Vehicle Cradles	<ul style="list-style-type: none"> <li>▶ Powered vehicle cradle with either cigarette light adapter or bare wire connector</li> <li>▶ "Rock&amp;Lock" mechanism enables easy insertion and a reliable lock</li> <li>▶ Optional interfaces/ports: <ul style="list-style-type: none"> <li>- Integrated smart-card reader</li> <li>- RS232 (USB to serial conversion)(can provide 5V/150 mA power for scanner)</li> <li>- USB (standard USB A connector)</li> <li>- External speaker</li> </ul> </li> <li>▶ Front accessible screw holes enable easy dashboard or wall mounting</li> <li>▶ Power indication LED</li> <li>▶ Wide input voltage range: 9-30V</li> <li>▶ Serial port not compatible with Android versions of MC67</li> </ul>	








<p>ProClip/Brodit various (3rd party) *</p> <p><a href="http://www.proclipusa.com/category/zebra">http://www.proclipusa.com/category/zebra</a></p>		<p>ProClip Vehicle Cradles</p>  <p>See Zebra's ProClip accessory overview video at: <a href="http://www.zebra.com/zebra/technology/2014/11/20/proclip">http://www.zebra.com/zebra/technology/2014/11/20/proclip</a></p>	<ul style="list-style-type: none"> <li>▶ Available in both powered and un-powered versions (cigarette lighter adapter or straight through power cable)</li> <li>▶ Certain models also provide for USB On-The-Go connection which can be used for USB host or RS232 connections (with additional add-on cables available from the website)</li> <li>▶ Cradle tilts and swivels</li> <li>▶ Compatible with all device battery sizes.</li> <li>▶ Works with snap-on accessories</li> <li>▶ Serial port not compatible with Android versions of MC67</li> </ul>	
<p>PSVMC67-01 (Charge-Only with Cigarette Lighter Adapter plug)</p> <p>PSVMC67-02 (Charge-Only with Hard-wired power connection)</p> <p>(3rd party) *</p> <p><a href="http://www.portsmith.com">http://www.portsmith.com</a></p>		<p>PortSmith Vehicle Cradles</p>	<ul style="list-style-type: none"> <li>▶ Available in both hard-wired and cigarette light adapter cable configurations</li> <li>▶ Durable cradle design for rugged enterprise use</li> <li>▶ AMPS hole pattern for simple wall, pedestal or vehicle dashboard mounting</li> <li>▶ Swivel mount</li> <li>▶ Works with snap-on accessories</li> <li>▶ Additional cradles that provide communication ports also available. Contact Portsmith at 208-888-5813.</li> </ul>	
<p>SAC5500-4000CR</p>		<p>4-Slot Battery Charger</p>	<ul style="list-style-type: none"> <li>▶ This cradle charges spare batteries only (1X or 2X size).</li> </ul>	<ul style="list-style-type: none"> <li>▶ Power Supply (PWR-BGA12V50W0WWW and CBL-DC-388A1-01)</li> <li>▶ AC Line Cord (23844-00-00R).</li> </ul>
<p>SAC5500-400CES</p>		<p>4-Slot Battery Charger Kit</p>	<ul style="list-style-type: none"> <li>▶ This cradle charges spare batteries only (1X or 2X size).</li> <li>▶ Includes PWR-BGA12V50W0WWW, CBL-DC-388A1-01 and 23844-00-00R</li> <li>▶ Energy Star Compliant</li> </ul>	
<p>SAC5500-401CES</p>		<p>4-Slot Battery Charger Kit</p>	<ul style="list-style-type: none"> <li>▶ This cradle charges spare batteries only (1X or 2X size).</li> <li>▶ Includes PWR-BGA12V50W0WWW and CBL-DC-388A1-01.</li> <li>▶ Kit usually order by International customers</li> <li>▶ Energy Star Compliant</li> </ul>	<p>23844-00-00R</p>
<p>SAC2000-4000CR</p>		<p>Four-Slot Spare Battery Charger for RFD5500</p>	<ul style="list-style-type: none"> <li>▶ Used to charge battery of RFD5500 (RFID Trigger Handle Sled)</li> </ul>	<ul style="list-style-type: none"> <li>▶ Power Supply (PWR-BGA12V50W0WWW and CBL-DC-388A1-01)</li> <li>▶ AC Line Cord (23844-00-00R).</li> </ul>




KT-SAC2000-4US		Four-Slot Spare Battery Charger Kit for RFD5500	<ul style="list-style-type: none"> <li>▶Used to charge battery of RFD5500 (RFID Trigger Handle Sled)</li> <li>▶Includes PWR-BGA12V50W0WW, CBL-DC-388A1-01 and 23844-00-00R AC Line Cord</li> </ul>	
KT-SAC2000-4WW		Four-Slot Spare Battery Charger Kit for RFD5500	<ul style="list-style-type: none"> <li>▶Used to charge battery of RFD5500 (RFID Trigger Handle Sled)</li> <li>▶Includes PWR-BGA12V50W0WW and CBL-DC-388A1-01.</li> <li>▶Kit usually order by International customers</li> </ul>	▶23844-00-00R or compatible AC Line Cord
VCA5500-01R		Auto Charge/Cigarette Lighter Adapter Cable	<ul style="list-style-type: none"> <li>▶12-24 volt DC input</li> <li>▶Updated to reuse the auto charge power adapter design that was implemented for MC75 and MC9500 product families</li> </ul>	
25-112560-01R		Charge Only Cable Cup	<ul style="list-style-type: none"> <li>▶5 inch long cable</li> <li>▶Convenient for those customers who only require cable charging when traveling.</li> </ul>	Power Supply (PWR-BUA5V16W0WW), DC Line Cord (CBL-DC-383A1-01) and AC Line Cord (50-16000-182R)
<b>Communication Cables</b>				
<b>Part Number</b>	<b>Picture</b>	<b>Description</b>	<b>Notes</b>	<b>Required Items</b>
25-108022-04R		USB Communication/Charging Cable with Cup	<ul style="list-style-type: none"> <li>▶Includes a more robust thermoplastic polyurethane (TPU) material for the cable jacket.</li> </ul>	Power Supply (PWR-BUA5V16W0WW), DC Line Cord (CBL-DC-383A1-01) and AC Line Cord (50-16000-182R) for charging
25-68596-01R		USB Single-Slot cradle to ActiveSync PC/Host cable		CRD5500-1000UR
25-136283-01R		Serial Cable	<ul style="list-style-type: none"> <li>▶Standard DB9 serial connection</li> <li>▶40" (coiled cable)</li> <li>▶USB connection to MC device, converted to RS232 Serial connection</li> <li>▶No device charging capabilities</li> <li>▶No power output on serial pins (can't power serial scanner)</li> <li>▶May require USB to Serial drivers to be installed from Support website.</li> <li>▶Not compatible with Android versions of MC67</li> </ul>	








25-127558-02R		DEX Cable	<ul style="list-style-type: none"> <li>▶Provides a more robust thermoplastic polyurethane (TPU) material for the cable jacket vs. 25-127558-01R.</li> <li>▶Standard ¼" plug connection to vending machine</li> <li>▶40" (coiled cable)</li> <li>▶USB connection to device, converted to RS232 Serial to DEX connection</li> <li>▶No device charging capabilities</li> <li>▶May require USB to Serial drivers to be installed from Support website.</li> <li>▶Not compatible with Android versions of MC67</li> </ul>	
FAUSB01 (3rd party) * <a href="http://www.blackbox.com">http://www.blackbox.com</a>		USB A Female to USB A Female adapter	<ul style="list-style-type: none"> <li>▶Allows the M55 to act as a USB host to connect to devices like USB flash drives, etc.</li> <li>▶This adapter works with the MC55 Cable Cup adapter.</li> <li>▶Requires USB Client/Host toggle applet to be installed in the device's Control Panel.</li> </ul>	25-108022-01R
GXQU-06 (3rd party) * (search online for retailer)		JDI GoldX QuickConnect 5-in-1 USB Cable Kit (6 ft.)	<ul style="list-style-type: none"> <li>▶Allows the MC55 to act as a USB host to connect to devices like USB flash drives, etc.</li> <li>▶This cable works with the MC55 Single Slot cradle</li> <li>▶Use a mini A connector on one end and an A female connector on the other end.</li> </ul>	CRD5500-1000UR
RDUYS08220007		USB mini-A to USB A Female adapter	<ul style="list-style-type: none"> <li>▶Allows the MC55 to act as a USB host to connect to devices like USB flash drives/memory sticks, mice, etc.</li> <li>▶This adapter works with the MC55 Single Slot Cradle.</li> </ul>	
170373-000 (3rd party) * <a href="http://www.portsmith.com">http://www.portsmith.com</a>		USB Cable: mini-A plug to mini-B plug	<ul style="list-style-type: none"> <li>▶Allows the MC55 Single Slot Cradle to be connected to USB client peripherals like PortSmith's PS6U1UPE USB Ethernet Adapter.</li> <li>▶Can also be used to connect to other peripherals with a mini USB-B connector.</li> </ul>	
190087-000 (3rd party) * <a href="http://www.portsmith.com">http://www.portsmith.com</a>		USB Adapter Cable: type-A receptacle to mini-B plug	<ul style="list-style-type: none"> <li>▶Allows the MC55 USB Communication/Charging Cable with Cup to be connected to USB client peripherals with a USB-A connector (i.e. USB mice, keyboards, etc.)</li> </ul>	
170573-000 (3rd party) * <a href="http://www.portsmith.com">http://www.portsmith.com</a>		USB Cable: mini-A plug to type-B plug	<ul style="list-style-type: none"> <li>▶Allows the MC55 Single Slot Cradle to be connected to USB client peripherals like PortSmith's PSA1U1E USB Ethernet Adapter.</li> <li>▶Can also be used to connect to other peripherals with a mini USB-B connector.</li> </ul>	
<b>Snap-On Accessories</b>				
<b>Part Number</b>	<b>Picture</b>	<b>Description</b>	<b>Notes</b>	<b>Required Items</b>









<p>TRG5500-101R</p>		<p>Snap-On Pistol Grip handle</p>	<ul style="list-style-type: none"> <li>▶Expected to be discontinued 6/2022 - PMB 2960</li> <li>▶Includes the standard trigger handle with short handle boot (makes handle length 3.64", 92.4mm) and long handle boot (makes handle length 4.39", 111.6mm). Customer can decide which boot option to use with handle.</li> <li>▶Works with WWAN and non-WWAN configurations as well as 1x and 1.5x battery configurations</li> <li>▶Accommodates Power and Active Sync pass through to the MC55/MC65 while in a Single Slot Cradle, Four Slot Cradle, and all three charging cables (USB, Charge Only, and Auto Charge).</li> <li>▶Works with MSR5500-100R (Snap-On MSR) and 25-127558-01R (DEX Cable)</li> <li>▶Will NOT work with the Vehicle Cradle (VCD5500).</li> <li>▶4 ft. drop to concrete spec - breakaway at 4'</li> <li>▶Trigger handle drivers must be downloaded from Support website.</li> <li>▶Also compatible with Android versions of MC67</li> </ul>	<p>▶Optional - Lanyard (21-138874-01R)</p>
<p>1119-02-SO-UHF (for US) 1119-01-SO-UHF (for Europe) (3rd party) *</p> <p><a href="http://www.tsl.uk.com">http://www.tsl.uk.com</a> <a href="http://www.bluestarinc.com">http://www.bluestarinc.com</a></p>		<p>UHF RFID Reader</p> 	<ul style="list-style-type: none"> <li>▶Reads and writes EPC Class 1 Generation 2 tags.</li> <li>▶A rechargeable battery is used in the reader to avoid reducing the run time of the MC55/65/67.</li> <li>▶The reader battery and MC55/65 can be charged together giving a "one piece, one charge" solution.</li> <li>▶If necessary the battery can be swapped out in applications requiring continuous operation.</li> <li>▶Suitable for operation in European and US regulatory environments, including Dense Reader Mode.</li> <li>▶Includes a circularly polarized antenna facing out of the rear side.</li> <li>▶Read range of up to 1.5m (5ft), depending on the type and number of RFID tags.</li> </ul>	
<p>1134-01-SO-MC65-LF-RFID (3rd party) *</p> <p><a href="http://www.tsl.uk.com">http://www.tsl.uk.com</a> <a href="http://www.bluestarinc.com">http://www.bluestarinc.com</a></p>		<p>Low Frequency (LF) RFID Reader</p> 	<ul style="list-style-type: none"> <li>▶Provides the ability to read and write to a wide variety of manufacturer specific transponders including NXP (Philips) HITAG, EM Microelectronic and Texas Instruments.</li> <li>▶Dual LF support at 125kHz and 134.2kHz</li> <li>▶Not compatible with MC67</li> </ul>	





<p>1117-01-SO-MC65-RFID (3rd party) *</p> <p><a href="http://www.tsl.uk.com">http://www.tsl.uk.com</a> <a href="http://www.bluestarinc.com">http://www.bluestarinc.com</a></p>		<p>High Frequency (HF) RFID Reader</p> 	<ul style="list-style-type: none"> <li>▶Provides the ability to read and write to a wide variety of transponders at 13.56 MHz including ISO 15693,ICODE (I &amp; II) and the complete Mifare family of ISO14443 (A&amp;B)</li> <li>▶Not compatible with MC67</li> </ul>	
<b>Misc</b>				
Part Number	Picture	Description	Notes	Required Items
<p>SG-MC5511110-01R</p>		<p>Rigid Holster with Belt Clip</p>	<ul style="list-style-type: none"> <li>▶Provides a secure place to store the terminal on the user's hip.</li> <li>▶The terminal is inserted with the screen toward the users body so that the display is protected.</li> </ul>	
<p>SG-MC5521110-01R</p>		<p>Fabric Holster with Belt Clip</p>		
<p>X6721DWSP (3rd party) *</p> <p><a href="http://www.ultimacase.com">http://www.ultimacase.com</a></p>		<p>SoftTouch Case with D-rings for MC55/MC65/MC67</p> 	<ul style="list-style-type: none"> <li>▶Elastic handstrap is adjustable with a rectangle ring for comfortable holding of the unit by users with a wide range of hand sizes.</li> <li>▶Elastic loop on each side for left or right handed user of stylus.</li> <li>▶Flap with snap at bottom for quick on/off.</li> <li>▶Two D-rings for shoulder strap attachment</li> </ul>	
<p>A1234ST (3rd party) *</p> <p><a href="https://shilpitrading.com">https://shilpitrading.com</a></p>		<p>Soft Wearable Holster</p>	<ul style="list-style-type: none"> <li>▶Durable Ballistic Nylon Holster.</li> <li>▶Elastic side panels expand to accomodate varying device types and battery sizes.</li> <li>▶Compatible with MC55, MC6x, MC7x, and TC7x.</li> <li>▶Covered Belt Clip for quick on/off waist belt.</li> <li>▶Retaining strap at top to secure device in holster.</li> <li>▶Includes D-rings for optional shoulder strap use.</li> <li>▶Elastic loop on each side can be used for storing stylus.</li> <li>▶Can be used with optional Waist Belt for Holster (A1227ST) or Shoulder Strap (A1236ST)</li> </ul>	

<p>A1217ST (3rd party) *</p> <p><a href="https://shilpitrading.com">https://shilpitrading.com</a></p>		<p>Soft Wearable Holster with Shoulder Strap</p>	<ul style="list-style-type: none"> <li>▶Leather-like material with smooth finish.</li> <li>▶Elastic side panels expand to accommodate varying device types and battery sizes.</li> <li>▶Compatible with MC55, MC6x, MC7x, and TC7x.</li> <li>▶Covered Belt Clip for quick on/off waist belt.</li> <li>▶Retaining strap at top to secure device in holster.</li> <li>▶Includes D-rings for use with included shoulder strap.</li> <li>▶Shoulder Strap is 3/8" wide and adjustable to 70" length.</li> <li>▶Elastic loop on each side can be used for storing stylus.</li> <li>▶Can be used with optional Waist Belt for Holster (A1227ST).</li> </ul>	
<p>A1216ST (3rd party) *</p> <p><a href="https://shilpitrading.com">https://shilpitrading.com</a></p>		<p>Soft Wearable Dual Holster with Shoulder Strap</p>	<ul style="list-style-type: none"> <li>▶Leather-like material with smooth finish.</li> <li>▶Includes two pockets - one for device and another for cell phone, mobile payment unit or spare battery.</li> <li>▶Elastic side panels expand to accommodate varying device types and battery sizes.</li> <li>▶Compatible with MC55, MC6x, MC7x, and TC7x.</li> <li>▶Covered Belt Clip for quick on/off waist belt.</li> <li>▶Retaining strap at top to secure device in holster.</li> <li>▶Includes D-rings for use with included shoulder strap.</li> <li>▶Shoulder Strap is 3/8" wide and adjustable to 70" length.</li> <li>▶Elastic loop on each side can be used for storing stylus.</li> <li>▶Can be used with optional Waist Belt for Holster (A1227ST).</li> </ul>	
<p>O4925DWSP0S2 (3rd party) *</p> <p><a href="http://www.ultimacase.com">http://www.ultimacase.com</a></p>		<p>Replacement Swivel Belt Clips for holsters</p> 		
<p>A1227ST (3rd party) *</p> <p><a href="https://www.shilpitrading.com">https://www.shilpitrading.com</a></p>		<p>Belt for Holster</p>	<ul style="list-style-type: none"> <li>▶Belt is 2 inches wide</li> <li>▶Extends to 48 inches</li> <li>▶Quick on/off snap buckle</li> </ul>	

21-138874-01R		Lanyard for Pistol Grip Trigger Handle (TRG5500-100R)		
KT-119150-03R (pack of 3) KT-119150-50R (pack of 50)		Replacement Stylus	►This is the stylus that ships with the unit.	
STYLUS-00003-03R (pack of 3) STYLUS-00003-50R (pack of 50)		Tethered Stylus Kit	►Includes KT-119150-xxR Stylus and KT-12261-xxR Stylus Tether	
Stylus-00001-03R (pack of 3) Discontinued May 2013 - Stylus-00001-10R (pack of 10)		Spring Loaded Tetherable Stylus	►Does not include tether	
KT-152738-03R (pack of 3) KT-152738-50R (pack of 50) - Discontinued 12/2013		Replacement Stylus for MC55A0-HC (Health Care) unit	►Expected to be discontinued 6/2022 - PMB 2960 ►This is the blue stylus that ships with the MC55A0-HC unit. ►Includes tether	
KT-122621-03R (pack of 3) KT-122621-50R (pack of 50)		Elastic Stylus Tethers	►Can be used to tether the stylus that ships with the MC55.	
SG-MC5523341-03R		Hand Strap	►Includes pin	

SG-MC5523341-01R		Hand Strap, Antibacterial	<ul style="list-style-type: none"> <li>Expected to be discontinued 6/2022</li> <li>PMB 2960</li> <li>For MC55A0 HC (Health Care) devices</li> <li>Includes pin</li> </ul>	
N/A		Headset	Use a Bluetooth Headset. Wired headsets are not supported by the MC55/65/67.	
K551011		Savox Bluetooth Remote Speaker/Mic (RSM)	<ul style="list-style-type: none"> <li>Easily scan and pair an MC55A or MC65 to RSM using the Stone Street Bluetooth stack (Driver required)</li> <li>Communicate with others over TEAM Express or TEAM Phone</li> <li>Rugged wireless speaker microphone</li> <li>Allows cable-free movement</li> <li>Familiar speaker microphone functions; PTT and volume buttons</li> <li>2.5mm connector for earpiece or headset</li> <li>LED status indication</li> <li>High speaker volume</li> <li>Includes: <ul style="list-style-type: none"> <li>Savox RSM</li> <li>Modular Wired earpiece</li> <li>Wall Charger</li> <li>USB Cable</li> <li>Quick Start Guide</li> <li>Carrying Strap</li> </ul> </li> </ul>	Requires driver from Zebra support website
PSA1U1E (3rd party) *		Portsmith USB Ethernet Adapter	<ul style="list-style-type: none"> <li>Connects to MC55/MC65/MC67 via Single Slot USB cradle. Acts as USB Peripheral device to MC55/MC65/MC67 (USB host)</li> <li>Requires no separate power supply, has grounded wiring from both the USB and Ethernet ports, and operates on very low power draw directly from the USB connection.</li> <li>Molded end caps enable the adapters to be aligned side by side or top to bottom, for efficient use of desktop space and organization of cables.</li> <li>PSAK-UCE KIT includes: PSA1U1E adapter and three USB cables for connecting to a variety of devices.</li> <li>Requires software driver from <a href="http://www.portsmith.com">http://www.portsmith.com</a></li> </ul>	CRD5500-1000UR and USB Mini A to Type B conversion cable 170573-000 (PortSmith cable included in kit) OR 25-108022-01R and USB A Receptacle to Type-B Plug conversion cable. This will also require MC55/MC6X Control Panel applet software to force MC55/MC6X in USB Host mode.
KT-137521-03R		Screen Protector (pack of 3)	<ul style="list-style-type: none"> <li>For use with applications with high touch screen usage, Zebra recommends the use of a screen protector to minimize wear and tear.</li> <li>Screen protectors enhance the usability and durability of touch screen displays.</li> </ul>	
Additional Screen Protectors (3rd party) *		Additional Screen Protectors	<ul style="list-style-type: none"> <li>NuShield AG™ - works well indoors under bright lights to minimize glare.</li> <li>NuShield AM™ - antimicrobial film is an antiglare film designed for hospitals, public kiosks, restaurants and POS terminals where transmission of disease is a primary concern.</li> <li>NuShield DayVue™ - antireflective film is the best choice for displays that are being used outdoors.</li> </ul>	
<b>Power Cords/Power Supplies</b>				

Part Number	Picture	Description	Notes	Required Items
CBL-DC-388A1-01		DC Power Cord	<ul style="list-style-type: none"> <li>Used along with Power Supply PWR-BGA12V50W0WW to power Single Slot Cradles and SACX000 4-Slot Battery Charger.</li> <li>Cable length is 1.8 meters</li> </ul>	
PWR-BGA12V50W0WW		Power Supply	<ul style="list-style-type: none"> <li>Used to power Single Slot Cradles and SACX000 4-Slot Battery Charger.</li> <li>100-240 VAC, 12V, 4.16A, 50W</li> <li>Provides US DOE Level VI compliance for power efficiency.</li> <li>Replaces PWRS-14000-148R</li> </ul>	DC Line Cord (CBL-DC-388A1-01) and AC Line Cord (23844-00-00R)
KIT-PWR-12V50W		Power Supply Kit	<ul style="list-style-type: none"> <li>Includes Power Supply (PWR-BGA12V50W0WW) and DC Line Cord (CBL-DC-388A1-01)</li> </ul>	AC Line Cord (23844-00-00R)
CBL-DC-383A1-01		DC Line Cord	<ul style="list-style-type: none"> <li>Used to power Snap-On USB/Charge Cable with Power Supply PWR-BUA5V16W0WW</li> <li>Cable length is 6 ft.</li> </ul>	
PWR-BUA5V16W0WW		Power Supply	<ul style="list-style-type: none"> <li>Used to power Communication/Charge Cable Cups</li> <li>100-240VAC, 5.4V, 3A, 16W</li> <li>Meets US DOE Level VI efficiency standard</li> <li>Replaces PWRS-14000-249R</li> </ul>	DC Line Cord (CBL-DC-383A1-01) and AC Line Cord (50-16000-182R)
CBL-DC-382A1-01		DC Power Cord	<ul style="list-style-type: none"> <li>Used with Power Supply PWR-BGA12V108W0WW to power 4-Slot Cradles.</li> </ul>	
PWR-BGA12V108W0WW		Power Supply	<ul style="list-style-type: none"> <li>Used to power Four Slot Cradles</li> <li>100-240 VAC, 12V, 9A, 108W</li> <li>Provides US DOE Level VI compliance for power efficiency.</li> <li>Replaces PWRS-14000-241R</li> </ul>	CBL-DC-382A1-01 and 23844-00-00R
23844-00-00R		AC Line Cord		
50-16000-182R		AC Line Cord	Used with 50-14000-147R/50-14000-249R/PWRS-14000-249R/PWR-BUA5V16W0WW	
<b>Batteries</b>				
Part Number	Picture	Description	Notes	Required Items

<p>BTRY-MC55EAB00  BTRY-MC55EAB00-10 (10 pack)  BTRY-MC55EAB00-50 (50 pack)  BTRY-MC55EAB00-IN (for India)</p>		<p>Spare 1X Battery (2400 mAh)</p>	<p>►Expected to be discontinued 6/2022 - PMB 2960</p>	
<p>BTRY-MC55EAB02  BTRY-MC55EAB02-10 (10 pack)  BTRY-MC55EAB02-50 (50 pack)</p>		<p>Spare 1.5X Battery (3600 mAh)</p>		
<p>BTRY-MC55EAB02-H  BTRY-MC55EAB02-10H (10 pack)  BTRY-MC55EAB02-50H (50 pack)   BTRY-MC55EAB02-HI (for India) - to be discontinued 2/2019 - see PMB 10057</p>		<p>Spare 1.5X White Battery (3600 mAh)</p>	<p>►For MC55A0 HC (Health Care) devices  ►Expected to be discontinued 6/2022 - PMB 2960</p>	
<p>KT-BTYMT-01R</p>		<p>Spare Battery for RFD5500 (2400 mAh)</p>	<p>►Battery for RFD5500 (RFID Trigger Handle Sled)</p>	